

HOW TO MEASURE YOUR STRAP?

SIZE


20/18

Between lug/Buckle

LENGTH

115/75



20 MM
Between lug




18 MM

Buckle

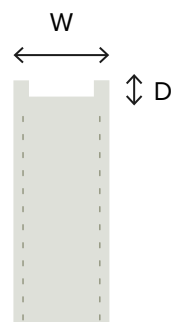
115 MM



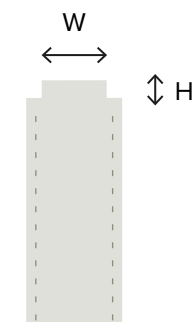
75 MM



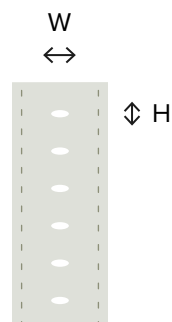
NOTCH



INDENT



OVAL HOLES



SQUARE HOLES



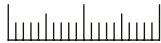
W: Width D: Depth H: Height

WATCH STRAP MEASURING AID INSTRUCTIONS FOR USE

Warning: To use the measuring aid properly, check in the options of your printer that the option “scale to fit paper size” is not selected.

To ensure that the measuring aid is printed correctly, measure with a ruler the sample below.

0 1 cm 2 cm



This one must exactly measure 2 cm.

